



**Item Description**

- Mounting Type-** Recessed
- Housing-** Aluminum
- Diffuser-** Clear/Frosted
- Reflector-** Optical PC
- Life Span-** > 50,000 Hrs (Ta = 30°C LM70)
- Driver-** 36.5 V 350mA | 36.5 V 700mA | 36.5 V 800mA
- Option-** Non Dimmable / Dimmable DALI / 0~ 10V/ Triac
- Standards-** EN60598-1 / EN60595-2-1

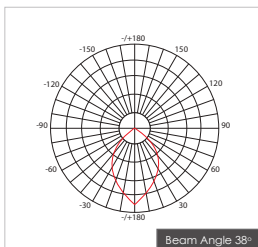
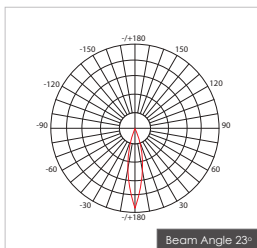
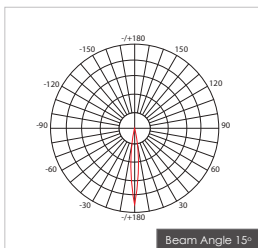
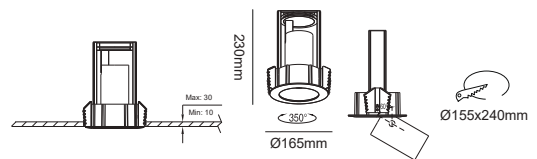
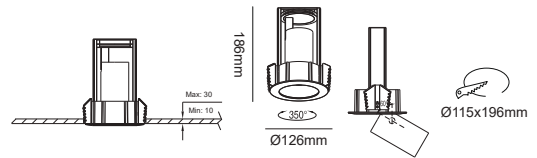
**Objective**

Using our latest technology to make a combination between decoration & efficiency.

ENTRON 1 is adjustable recess mounted LED spotlight, with aluminum body in powder-coated, excellent aluminum heat sink and ultra tempered clear glass, equipped anti-glare optical reflector.

It is suitable for Hotels, Star-rated hotels, Clubs and Homes.

CODE	WATTAGE	LUMENS	CRI	KELVINS	DIMENSIONS
ENTRON 1	15W	1266lm	80	3000K	Φ126x186mm
ENTRON 1	28W	2571lm	80	3000K	Φ126x186mm
ENTRON 1	32W	3027lm	80	3000K	Φ165x230mm



**Glass Options**



**Colours**



01. White 02. Black 03. Gray 04. Matt White 05. Matt Black