



**Item Description**

**Mounting Type-** Recessed

**Housing-** Aluminum body with heat sink

**Diffuser-** Opal Glass / Opal PMMA

**Life Span-** > 50,000 Hrs (Ta = 30°C LM70)

**Driver-** DC700mA

**Option-** Non Dimmable / Dimmable DALI / 0~ 10V/ Triac

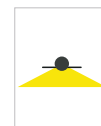
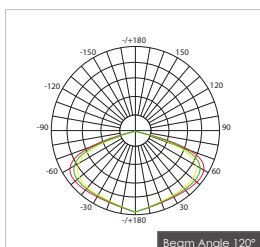
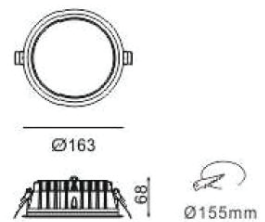
**Standards-** EN60598-1 / EN60595-2-1

**Objective**

Recessed mounted circular LED downlights luminaire with die-cast aluminum in white powder coating finish, especially designed heat sink, anti glare diffuser and separate energy efficient electronic.

These are suitable for Living rooms, Corridors, Hotels, Exhibition Halls, Shopping Malls, Brandchain Stores and so on.

CODE	WATTAGE	LUMENS	CRI	KELVINS	DIMENSIONS
FALO-25	25W	1900/2137/2375lm	90/80/70	3000K/4000K/5000K	Φ163x68mm



**Colours**

01 02 03

01. White 02. Black 03. Silk White