



Item Description

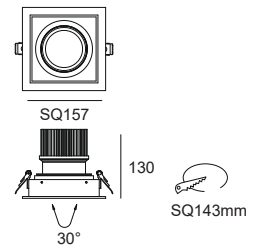
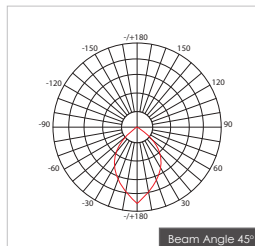
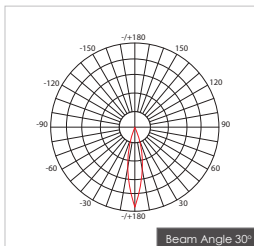
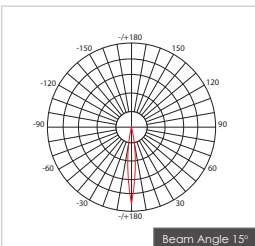
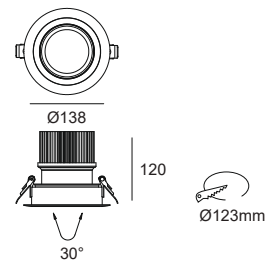
- Mounting Type-** Recessed
- Housing-** Pure Aluminum Heat Sink
- Diffuser-** Frosted / Clear
- Reflector-** Aluminum
- Life Span-** > 50,000 Hrs (Ta = 30°C LM70)
- Driver-** DC700mA | DC700mA
- Option-** Non Dimmable / Dimmable DALI / 0~ 10V/ Triac
- Standards-** EN60598-1 / EN60595-2-1

Objective

FOLESS R-26 & FOLESS SQUARE R-26 is recessed downlight with the quality aluminum body in powder-coated, with multiple reflecting angles of an anti-dazzle reflector for selection, Excellent heat sink capability, remote LED driver.

It is suitable for Hotels, Star-rated hotels, Clubs, and Homes.

CODE	WATTAGE	LUMENS	CRI	KELVINS	DIMENSIONS
FOLESS R-26	26W	2028/2288/2548lm	90/80/70	3000K/4000K/5000K	Φ138x120mm
FOLESS SQUARE R-26	26W	2028/2288/2548lm	90/80/70	3000K/4000K/5000K	SQ157x130mm



Glass Options

1. Clear PC 2. Frosted PC

Colours

01. White 02. Black 03. Silk White